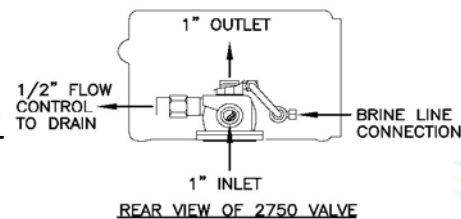
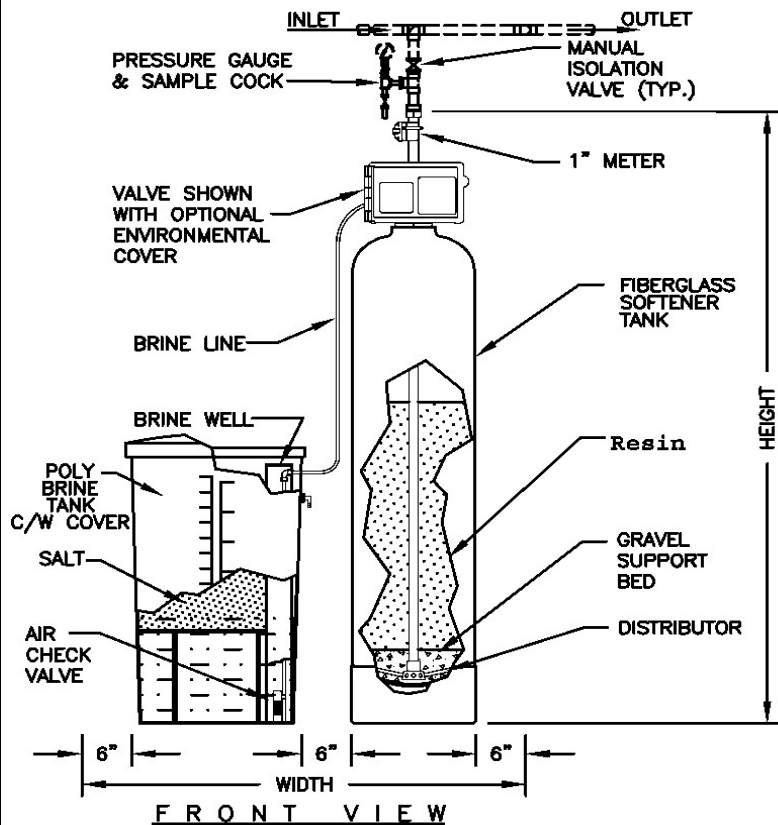
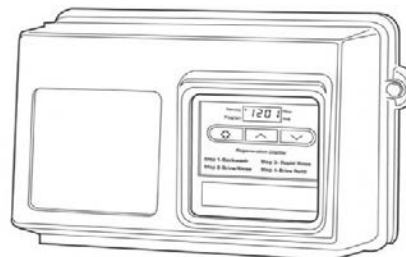
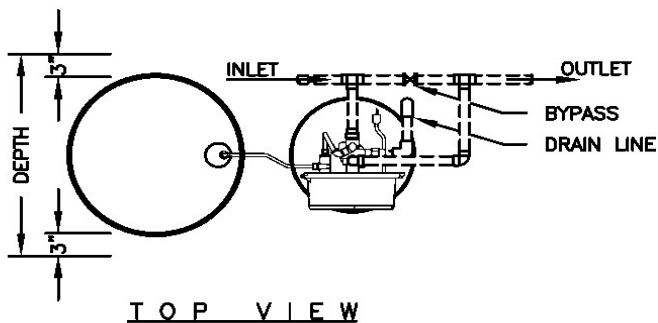


SINGLE WATER SOFTENER SYSTEM

Water Softener Specs

Model #:	WB27S120-16
Capacity:	120,000 Grains
Flow Rate:	20 GPM
Peak Flow:	27 GPM
BW Rate:	7 GPM
Tank Size:	6"x 65" FIBERGLASS
Brine Tank:	24" Dia x 40" Poly
Media Vol.:	4 FT³
Inlet:	1" NPT
Outlet:	1" NPT
Drain:	3/4"NPT
Max Pressure:	100 PSI
Salt Per Regen:	60 LBS
Shipping Weight:	360#
Height:	71.5"
Width:	58"
Depth:	30"
Cycle Controller:	
Project:	
Date:	



NOTE:

1. SINGLE SOFTENER WITH METER INITIATED DELAYED REGENERATION, THE PRESET REGENERATION TIME IS 2:00 AM
2. HARD WATER BYPASS DURING REGENERATION IS STANDARD.
3. REQUIRES 115 VOLT, 1PH, 60HZ ELECTRICAL POWER (STANDARD)
4. ALL PIPING, FITTINGS, AND VALVES SHOWN BY BROKEN LINES ARE SUPPLIED BY OTHERS.
5. INSTALLATION OF A VACUUM BREAKER IS RECOMMENDED.
6. FIBERGLASS SOFTENER TANK ARE NSF APPROVED.
7. DUE TO SLIGHT EXPANSION AND CONTRACTION OF TANK, PIPING MUST ALLOW SOME MOVEMENT.
8. AVAILABLE OPTIONS ON THESE UNITS INCLUDE SIDE MOUNTED VALVES, ELECTRONIC CONTROLLERS, AND BRINE TANK SAFETY FLOAT.

Wood Bros.